

F-302U

Electrical Specifications (@25°C)

1. Maximum Power: 150 VA
2. Input Voltage: 277 V, 60 Hz only
3. Output Voltage: 115V, $\pm 5\%$ at full load
4. Full Secondary Load: 1.3 Amps RMS

Construction:

Single winding on a double wall, nylon bobbin. Three leads exit the transformer, the black lead is the tap.

Description:

Secondary coil is a fraction of the entire winding for voltage step-down. This causes part of the power to be transferred conductively through the windings, rather than all of the power being transferred by induction.

Safety:

These units are designed with 1500V isolation between the winding and the core. Materials and construction are rated for Class B insulation system.




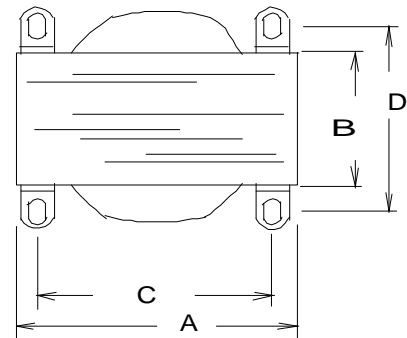
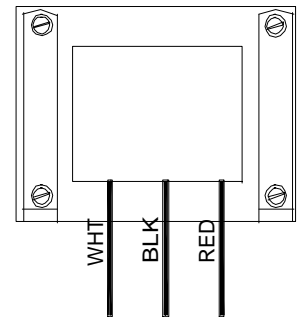
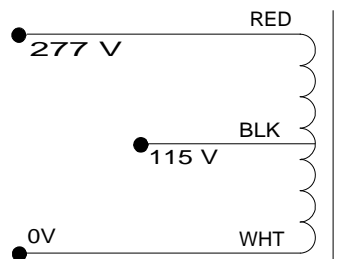
E50476

Dimensions: Unit: In inches

A	B	C	D	E
3.375	2.0	2.812	2.250	2.812

Mtg Slots: .203X.375 (4)

Schematic:



RoHS Compliance: As of manufacturing date February 2005, all standard products meet the requirements of 2002/95/EC, known as the RoHS initiative.

* Upon printing, this document is considered "uncontrolled". Please contact Triad Magnetics' website for the most current version.